

ULTRA HIGH PURITY BEND FITTINGS



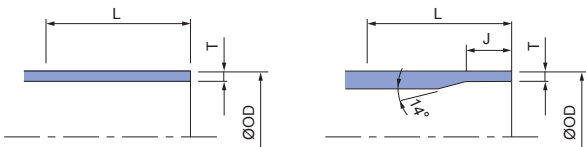
C&K

Clean Pipe/Tube fittings are designed and manufactured as high performance and high purity components by our own know-how to be accumulated throughout the years.

Features

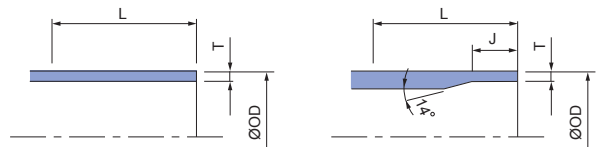


Pipe Size & Weld Bevel End Manufacture Form



Auto Welding Standard Form

Tube Size & Weld Bevel End Manufacture Form



Auto Welding Standard Form

Pipe Size O.D.			Wall Thickness T		Straight End Length L	Thinning Length J	
A Size	Inch	mm	10S	5S		10S	5S
			mm		mm	mm	
8A	1/4	13.80	1.70	1.20	29	5	4
10A	3/8	17.30	1.70	1.20	36	5	4
15A	1/2	21.70	2.10	1.65	36	6	5
20A	3/4	27.20	2.10	1.65	36	6	5
25A	1	34.00	2.80	1.65	36	7	5
32A	1-1/4	42.70	2.80	1.65	46	7	5
40A	1-1/2	48.60	2.80	1.65	46	7	5
50A	2	60.50	3.00	1.65	46	7	5
65A	1-1/2	76.30	3.00	2.10	51	9	6
80A	3	89.10	3.00	2.10	51	9	6
100A	4	114.30	3.00	2.10	51	9	6

The pipe sizes larger than 100A are welded by manual welding. For more details, contact your local distributor.

Tube Size O.D.		Wall Thickness T	Straight End Length L	Thinning Length J
Inch	mm			
1/4	6.35	1.00(0.89)	29	4
3/8	9.53	1.00(0.89)	29	4
1/2	12.70	1.00(1.24/1.65)	29	4
5/8	15.88	1.00(1.24)	36	4
3/4	19.05	1.65(1.24)	36	5
1	25.40	1.65(1.24)	36	5
1 1/4	31.80	1.65	36	5
1 1/2	38.10	1.65	46	5
2	50.80	1.65	46	5

The tube wall thickness which are indicated in black colors are the standard. The red colored wall thicknesses are available upon request.

Materials

	Materials	Specification
Pipe	304SS	JIS SUS304
	316SS	JIS SUS316
	316LSS	JIS SUS316L
Tube	316LSS	ASTM A269 TP316/316L

Internal Surface Finish Levels

Grade	Size	Internal Surface Finish Level Ra (µinch)
BA	1/4" ≤ O.D. ≤ 1"	≤ 20
	25A ≤ O.D. ≤ 100A	≤ 25
EP	1/4" ≤ O.D. ≤ 80A	≤ 10
	O.D. ≥ 100A	

How To Order

Clean Pipe & Tube Fittings are ordered by part number as shown as below.

Particle Contribution Test

According to ASTM F1394-92.

Moisture Contribution Test

According to SEMA-90120397B-STD.

Cleaning

All components are precisely cleaned with 18MΩ deionized water after the passivation procedure. Reference specification : SEMI E49.6.

Assembling

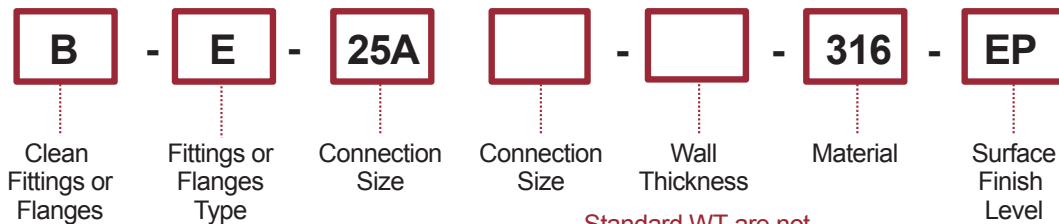
According to SEMI E49.6.

Packaging

Each component is double bagged to ensure component cleanliness and to protect them from environmental contamination.

Referenced specification : SEMI E49.1.

Example : The following part number, **B-E-25A-316-EP** is designated for 90° Elbow, 25A Pipe Size, 316LSS, EP.



Standard WT are not Shown in part numbers.

Connection Size												
Pipe Size O.D. Designation												
Pipe O.D.	A Size	8A	10A	15A	20A	25A	32A	40A	50A	65A	80A	100A
		Inch	1/4	3/8	1/2	3/4	1	1-1/4	1-1/2	2	2-1/2	3
	mm	13.8	17.3	21.7	27.2	34.0	42.7	48.6	60.5	76.3	89.1	114.3
Designator		8A	10A	15A	20A	25A	32A	40A	50A	65A	80A	100A

Surface Finish Level	
AP	AP
Nil	BA
EP	EP - Electro Polished

Fractional(Inch) Tube O.D. Designation										
Tube O.D.	inch	1/8	1/4	3/8	1/2	3/4	1	1 1/4	1 1/2	2
	mm	3.17	6.35	9.52	12.70	19.05	25.40	31.80	38.10	50.80
Designator		02	04	06	08	12	16	20	24	32

Designator	Materials
316	SUS316
304	SUS304
316L	SUS316L

Pipe and tube sizes larger than 100A and 2" are available upon request.

Pipe & Tube Wall Thickness Designation						
A Size or inch	Pipe		Tube			
		5S	10S	0.035	0.039	0.049
mm	-	-	0.89	1.00	1.24	1.65
Designator	Nil	10S	Nil	100T	Nil	Nil

The standard wall thickness of pipes are schedule 5. Refer to sizes in page 2 for more details.

Clean Pipe & Tube Fittings

Elbow 90°
B-E



Page 05

Elbow 45°
B-EV



Page 06

Tee
B-T



Page 07

Reducing Tee
B-TR



Page 08

Reducer
B-R



Page 09

Cap
B-C



Page 11

Cap Reducer
B-CR



Page 12

Joint Tee
B-JT



Page 13

Joint Reducer
B-JR



Page 14

Joint Cap
B-JC



Page 15

Multi Header Tee
B-MHT



Page 16

Multi Header Joint Tee
B-MHJ



Page 17

Clean Flanges

Lab Joint Flange
B-FL



Page 18

Pipe Flange
B-FP



Page 19

JIS RF Flange
B-FJR



Page 20

JIS Blind Flange
B-FJB



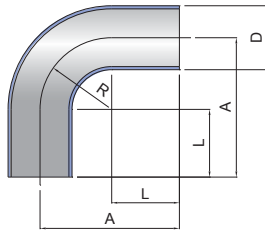
Page 21

JIS Flange Gasket
B-FJG



Page 22

Elbow 90°



Pipe Size (A Size) - Long Radius

Part No.	Pipe O.D. D		Dimensions (mm)		
	A Size	mm	A	R	L
B-E-8A	8A	13.8	55.0	25.4	29.0
B-E-10A	10A	17.3	62.0	25.4	36.0
B-E-15A	15A	21.7	75.0	38.1	36.0
B-E-20A	20A	27.2	75.0	38.1	36.0
B-E-25A	25A	34.0	75.0	38.1	36.0
B-E-32A	32A	42.7	94.0	47.6	46.0
B-E-40A	40A	48.6	104.0	57.2	46.0
B-E-50A	50A	60.5	123.0	76.2	46.0
B-E-65A	65A	76.3	115.0	63.5	51.0
B-E-80A	80A	89.1	128.0	76.2	51.0
B-E-100A	100A	114.3	153.0	101.6	51.0

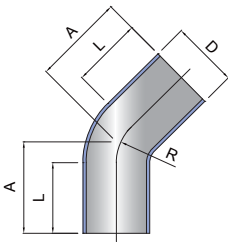
Pipe Size (Inch Size) - Long Radius

Part No.	Pipe O.D. D		Dimensions (mm)		
	Inch Size	mm	A	R	L
B-E-14P	1/4"	13.8	55.0	25.4	29.0
B-E-38P	3/8"	17.3	62.0	25.4	36.0
B-E-12P	1/2"	21.7	75.0	38.1	36.0
B-E-34P	3/4"	27.2	75.0	38.1	36.0
B-E-1P	1"	34.0	75.0	38.1	36.0
B-E-114P	1-1/4"	42.7	94.0	47.6	46.0
B-E-112P	1-1/2"	48.6	104.0	57.2	46.0
B-E-2P	2"	60.5	123.0	76.2	46.0
B-E-212P	2-1/2"	76.3	115.0	63.5	51.0
B-E-3P	3"	89.1	128.0	76.2	51.0
B-E-4P	4"	114.3	153.0	101.6	51.0

Tube Size (Inch Size) - Long Radius

Part No.	Tube O.D. D		Dimensions (mm)		
	Inch Size	mm	A	R	L
B-E-14T	1/4"	6.35	49.0	20.0	29.0
B-E-38T	3/8"	9.52	52.0	23.0	29.0
B-E-12T	1/2"	12.70	54.0	25.0	29.0
B-E-58T	5/8"	15.87	64.0	28.0	36.0
B-E-34T	3/4"	19.05	66.0	30.0	36.0
B-E-1T	1"	25.40	69.0	33.0	36.0
B-E-114T	1-1/4"	31.75	84.0	47.6	36.0
B-E-112T	1-1/2"	38.10	104.0	57.2	46.0
B-E-2T	2"	50.80	123.0	76.2	46.0
B-E-212T	2-1/2"	63.50	147.0	95.3	51.0
B-E-3T	3"	76.20	147.0	95.3	51.0
B-E-4T	4"	101.60	185.0	133.4	51.0

Elbow 45°



Pipe Size (A Size) - Long Radius

Part No.	Pipe O.D. D		Dimensions (mm)		
	A Size	mm	A	R	L
B-EV-8A	8A	13.8	40.0	25.4	29.0
B-EV-10A	10A	17.3	47.0	25.4	36.0
B-EV-15A	15A	21.7	52.0	38.1	36.0
B-EV-20A	20A	27.2	52.0	38.1	36.0
B-EV-25A	25A	34.0	52.0	38.1	36.0
B-EV-32A	32A	42.7	66.0	47.6	46.0
B-EV-40A	40A	48.6	70.0	57.2	46.0
B-EV-50A	50A	60.5	78.0	76.2	46.0
B-EV-65A	65A	76.3	91.0	95.3	51.0
B-EV-80A	80A	89.1	99.0	114.3	51.0
B-EV-100A	100A	114.3	115.0	152.4	51.0

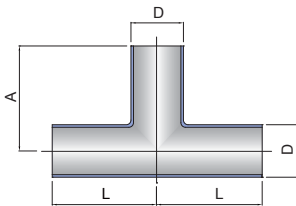
Pipe Size (Inch Size) - Long Radius

Part No.	Pipe O.D. D		Dimensions (mm)		
	Inch Size	mm	A	R	L
B-EV-14P	1/4"	13.8	40.0	25.4	29.0
B-EV-38P	3/8"	17.3	47.0	25.4	36.0
B-EV-12P	1/2"	21.7	52.0	38.1	36.0
B-EV-34P	3/4"	27.2	52.0	38.1	36.0
B-EV-1P	1"	34.0	52.0	38.1	36.0
B-EV-114P	1-1/4"	42.7	66.0	47.6	46.0
B-EV-112P	1-1/2"	48.6	70.0	57.2	46.0
B-EV-2P	2"	60.5	78.0	76.2	46.0
B-EV-212P	2-1/2"	76.3	91.0	95.3	51.0
B-EV-3P	3"	89.1	99.0	114.3	51.0
B-EV-4P	4"	114.3	115.0	152.4	51.0

Tube Size (Inch Size) - Long Radius

Part No.	Tube O.D. D		Dimensions (mm)		
	Inch Size	mm	A	R	L
B-EV-14T	1/4"	6.35	38.0	20.0	29.0
B-EV-38T	3/8"	9.52	39.0	23.0	29.0
B-EV-12T	1/2"	12.70	40.0	25.0	29.0
B-EV-58T	5/8"	15.87	48.0	28.0	36.0
B-EV-34T	3/4"	19.05	49.0	30.0	36.0
B-EV-1T	1"	25.40	50.0	33.0	36.0
B-EV-114T	1-1/4"	31.75	56.0	47.6	36.0
B-EV-112T	1-1/2"	38.10	70.0	57.2	46.0
B-EV-2T	2"	50.80	78.0	76.2	46.0
B-EV-212T	2-1/2"	63.50	91.0	95.3	51.0
B-EV-3T	3"	76.20	91.0	95.3	51.0
B-EV-4T	4"	101.60	107.0	133.4	51.0

Tee



Pipe Size (A Size)

Part No.	Pipe O.D. D		Dimensions (mm)	
	A Size	mm	A	L
B-T-8A	8A	13.8	42.0	42.0
B-T-10A	10A	17.3	49.0	49.0
B-T-15A	15A	21.7	59.0	59.0
B-T-20A	20A	27.2	65.0	65.0
B-T-25A	25A	34.0	68.0	68.0
B-T-32A	32A	42.7	88.0	88.0
B-T-40A	40A	48.6	95.0	95.0
B-T-50A	50A	60.5	102.0	102.0
B-T-65A	65A	76.3	121.0	121.0
B-T-80A	80A	89.1	130.0	130.0
B-T-100A	100A	114.3	145.0	145.0

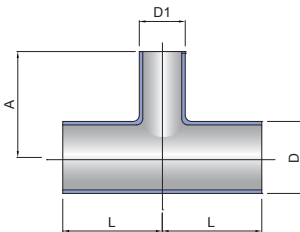
Pipe Size (Inch Size)

Part No.	Pipe O.D. D		Dimensions (mm)	
	Inch Size	mm	A	L
B-T-14P	1/4"	13.8	42.0	42.0
B-T-38P	3/8"	17.3	49.0	49.0
B-T-12P	1/2"	21.7	59.0	59.0
B-T-34P	3/4"	27.2	65.0	65.0
B-T-1P	1"	34.0	68.0	68.0
B-T-114P	1-1/4"	42.7	88.0	88.0
B-T-112P	1-1/2"	48.6	95.0	95.0
B-T-2P	2"	60.5	102.0	102.0
B-T-212P	2-1/2"	76.3	121.0	121.0
B-T-3P	3"	89.1	130.0	130.0
B-T-4P	4"	114.3	145.0	145.0

Tube Size (Inch Size)

Part No.	Tube O.D. D		Dimensions (mm)	
	Inch Size	mm	A	L
B-T-14T	1/4"	6.35	35.0	35.0
B-T-38T	3/8"	9.52	37.0	37.0
B-T-12T	1/2"	12.70	39.0	39.0
B-T-58T	5/8"	15.87	49.0	49.0
B-T-34T	3/4"	19.05	52.0	52.0
B-T-1T	1"	25.40	55.0	55.0
B-T-114T	1-1/4"	31.75	59.0	59.0
B-T-112T	1-1/2"	38.10	74.0	74.0
B-T-2T	2"	50.80	77.0	77.0
B-T-212T	2-1/2"	63.50	90.0	90.0
B-T-3T	3"	76.20	97.0	97.0
B-T-4T	4"	101.60	110.0	110.0

Reducing Tee



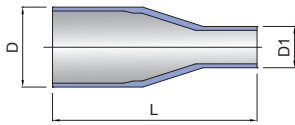
Pipe Size

Part No.	Pipe O.D.								Dimensions(mm)	
	D	D1							A	L
B-TR-8A-★	8A	1/4"	3/8"						42.0	42.0
B-TR-10A-★	10A	8A	1/4"	1/2"					47.0	44.0
B-TR-15A-★	15A	8A	1/4"	1/2"					47.0	44.0
		10A	5/8"						52.0	52.0
B-TR-20A-★	20A	8A	1/4"	1/2"					47.0	47.0
		10A	15A	3/4"	1"				55.0	55.0
B-TR-25A-★	25A	8A	1/4"	1/2"					47.0	50.0
		10A	15A	5/8"	3/4"	1"			59.0	59.0
B-TR-32A-★	32A	8A	1/4"	1/2"					57.0	54.0
		10A	15A	25A	5/8"	3/4"	1-1/4"		68.0	62.0
B-TR-40A-★	40A	8A	1/4"	1/2"					57.0	57.0
		10A	15A	25A	5/8"	3/4"	1-1/4"		68.0	65.0
		32A	1-1/2"						77.0	77.0
B-TR-50A-★	50A	8A	1/4"	1/2"					57.0	63.0
		10A	15A	25A	5/8"	3/4"	1-1/4"		68.0	71.0
		32A	40A	2"					83.0	83.0
B-TR-65A-★	65A	8A	1/4"	1/2"					61.0	71.0
		10A	15A	25A	5/8"	3/4"	1-1/4"		72.0	79.0
		32A	40A	1-1/2"	2"				88.0	90.0
		2-1/2"							97.0	97.0
B-TR-80A-★	80A	8A	1/4"	1/2"					61.0	77.0
		10A	15A	25A	5/8"	3/4"	1-1/4"		72.0	85.0
		32A	40A	1-1/2"	2"				88.0	96.0
		65A	2-1/2"						103.0	103.0
B-TR-100A-★	100A	8A	1/4"	1/2"					61.0	90.0
		10A	15A	25A	5/8"	3/4"	1-1/4"		72.0	98.0
		32A	40A	1-1/2"	2"				88.0	109.0
		65A	80A	3"	4"				116.0	116.0

Tube Size

Part No.	Tube O.D.								Dimensions(mm)		
	D	D1							A	L	
B-TR-38T-★	3/8"	1/4"							37.0	37.0	
B-TR-12T-★	1/2"	1/4"	3/8"						39.0	39.0	
B-TR-58T-★	5/8"	1/4"	3/8"	1/2"	8A				47.0	44.0	
		5/8"	10A						52.0	52.0	
B-TR-1T-★	1"	1/4"	3/8"	1/2"	8A				47.0	47.0	
		5/8"	3/4"	10A	15A				55.0	55.0	
B-TR-114T-★	1-1/4"	1/4"	3/8"	1/2"	8A				57.0	54.0	
		5/8"	3/4"	1"	10A	15A	20A	20A	59.0	59.0	
B-TR-112T-★	1-1/2"	1/4"	3/8"	1/2"	8A				57.0	54.0	
		5/8"	3/4"	1"	1-1/4"	10A	15A	20A	25A	68.0	62.0
B-TR-2T-★	2"	1/4"	3/8"	1/2"	8A				57.0	57.0	
		5/8"	3/4"	1"	1-1/4"	10A	15A	20A	25A	68.0	65.0
		1-1/2"	32A	40A					77.0	77.0	
B-TR-212T-★	2-1/2"	1/4"	3/8"	1/2"	8A				61.0	63.0	
		5/8"	3/4"	1"	1-1/4"	10A	15A	20A	25A	72.0	71.0
		1-1/2"	2"	32A	40A	50A			90.0	83.0	
B-TR-3T-★	3"	1/4"	3/8"	1/2"	8A				61.0	71.0	
		5/8"	3/4"	1"	1-1/4"	10A	15A	20A	25A	72.0	79.0
		1-1/2"	2"	32A	40A				90.0	90.0	
		2-1/2"	65A						97.0	97.0	
B-TR-4T-★	4"	1/4"	3/8"	1/2"	8A				61.0	87.0	
		5/8"	3/4"	1"	1-1/4"	10A	15A	20A	25A	72.0	95.0
		1-1/2"	2"	32A	40A	50A			90.0	105.0	
		2-1/2"	3"	65A	80A				110.0	110.0	

Reducer



Concentric Reducer

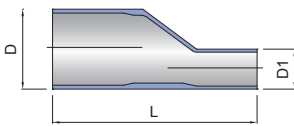
Pipe Size (A Size)

Part No.	Pipe O.D. D						Dimensions (mm)
	D	D1					L
B-RC-15A-★	15A	3/4"	1/2"				100.0
B-RC-20A-★	20A	15A	1/2"	1"			105.0
B-RC-25A-★	25A	15A	20A	3/8"	1/2"	3/4"	120.0
B-RC-32A-★	32A	15A	20A	1"	1-1/4"	1-1/2"	125.0
B-RC-40A-★	40A	20A	25A				130.0
		3/4"	1"	1-1/2"			
B-RC-50A-★	50A	25A	32A				140.0
		3/4"	1"	1-1/2"	2"		
B-RC-65A-★	65A	32A	40A				165.0
B-RC-80A-★	80A	40A	50A				170.0
B-RC-100A-★	100A	50A	65A				180.0

Pipe Size (Inch Size)

Part No.	Pipe O.D.						Dimensions (mm)
	D	D1					L
B-RC-12P-★	1/2"	3/4"	1/2"				100.0
B-RC-34P-★	3/4"	15A	1/2"	1"			105.0
B-RC-1P-★	1"	15A	20A	3/8"	1/2"	3/4"	120.0
B-RC-114P-★	1-1/4"	15A	20A	1"	1-1/4"	1-1/2"	125.0
B-RC-112P-★	1-1/2"	20A	25A				130.0
		3/4"	1"	1-1/2"			
B-RC-2P-★	2"	25A	32A				140.0
		3/4"	1"	1-1/2"	2"		
B-RC-212P-★	2-1/2"	32A	40A				165.0
B-RC-3P-★	3"	40A	50A				170.0
B-RC-4P-★	4"	50A	65A				180.0

Reducer



Eccentric Reducer

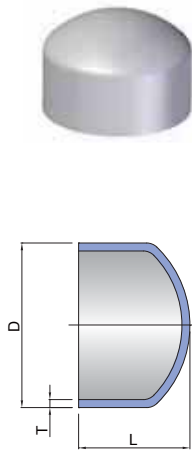
Pipe Size (A Size)

Part No.	Pipe O.D. D						Dimensions (mm)
	D	D1					L
B-RE-15A-★	15A	3/4"	1/2"				100.0
B-RE-20A-★	20A	15A	1/2"	1"			105.0
B-RE-25A-★	25A	15A	20A	3/8"	1/2"	3/4"	120.0
B-RE-32A-★	32A	15A	20A	1"	1-1/4"	1-1/2"	125.0
B-RE-40A-★	40A	20A	25A				130.0
		3/4"	1"	1-1/2"			
B-RE-50A-★	50A	25A	32A				140.0
		3/4"	1"	1-1/2"	2"		
B-RE-65A-★	65A	32A	40A				165.0
B-RE-80A-★	80A	40A	50A				170.0
B-RE-100A-★	100A	50A	65A				180.0

Pipe Size (Inch Size)

Part No.	Pipe O.D.						Dimensions (mm)
	D	D1					L
B-RE-12P-★	1/2"	3/4"	1/2"				100.0
B-RE-34P-★	3/4"	15A	1/2"	1"			105.0
B-RE-1P-★	1"	15A	20A	3/8"	1/2"	3/4"	120.0
B-RE-114P-★	1-1/4"	15A	20A	1"	1-1/4"	1-1/2"	125.0
		20A	25A				
B-RE-112P-★	1-1/2"	3/4"	1"	1-1/2"			130.0
		25A	32A				
B-RE-2P-★	2"	3/4"	1"	1-1/2"	2"		140.0
		32A	40A				
B-RE-212P-★	2-1/2"	32A	40A				165.0
B-RE-3P-★	3"	40A	50A				170.0
B-RE-4P-★	4"	50A	65A				180.0

Cap



Pipe Size (A Size)

Part No.	Pipe O.D. D		Dimensions(mm)	
	A Size	mm	T	L
B-C-8A	8A	13.8	1.20	12.7
B-C-10A	10A	17.3	1.20	19.1
B-C-15A	15A	21.7	1.65	25.4
B-C-20A	20A	27.2	1.65	25.4
B-C-25A	25A	34.0	1.65	38.1
B-C-32A	32A	42.7	1.65	38.1
B-C-40A	40A	48.6	1.65	38.1
B-C-50A	50A	60.5	1.65	38.1
B-C-65A	65A	76.3	2.10	38.1
B-C-80A	80A	89.1	2.10	50.8
B-C-100A	100A	114.3	2.10	63.5

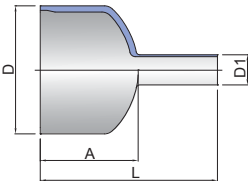
Pipe Size (Inch Size)

Part No.	Pipe O.D. D		Dimensions(mm)	
	Inch Size	mm	T	L
B-C-14P	1/4"	13.8	1.20	12.7
B-C-38P	3/8"	17.3	1.20	19.1
B-C-12P	1/2"	21.7	1.65	25.4
B-C-34P	3/4"	27.2	1.65	25.4
B-C-1P	1"	34.0	1.65	38.1
B-C-114P	1-1/4"	42.7	1.65	38.1
B-C-112P	1-1/2"	48.6	1.65	38.1
B-C-2P	2"	60.5	1.65	38.1
B-C-212P	2-1/2"	76.3	2.10	38.1
B-C-3P	3"	89.1	2.10	50.8
B-C-4P	4"	114.3	2.10	63.5

Tube Size (Inch Size)

Part No.	Tube O.D. D		Dimensions(mm)	
	Inch Size	mm	T	L
B-C-14T	1/4"	6.35	1.00	12.7
B-C-38T	3/8"	9.52	1.00	12.7
B-C-12T	1/2"	12.70	1.24	12.7
B-C-58T	5/8"	15.87	1.24	12.7
B-C-34T	3/4"	19.05	1.65	19.1
B-C-1T	1"	25.40	1.65	25.4
B-C-114T	1-1/4"	31.75	1.65	38.1
B-C-112T	1-1/2"	38.10	1.65	38.1
B-C-2T	2"	50.80	1.65	38.1
B-C-212T	2-1/2"	63.50	1.65	38.1
B-C-3T	3"	76.20	1.65	38.1
B-C-4T	4"	101.60	2.11	63.5

Cap Reducer



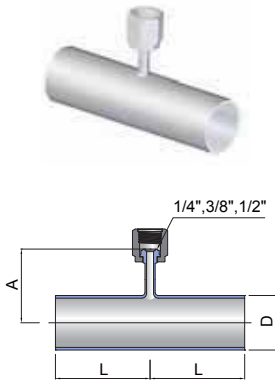
Pipe Size

Part No.	Pipe O.D.							Dimensions (mm)	
	D	D1						A	L
B-CR-15A-★	15A	8A	1/4"	1/2"				25.4	60
		10A	5/8"						(67)
B-CR-20A-★	20A	8A	1/4"	1/2"				25.4	60
		10A	15A	3/4"	1"				(67)
B-CR-25A-★	25A	8A	1/4"	1/2"				38.1	73
		10A	15A	5/8"	3/4"	1"			(80)
B-CR-32A-★	32A	8A	1/4"	1/2"				38.1	73
		10A	15A	25A	5/8"	3/4"	1-1/4"		(80)
B-CR-40A-★	40A	8A	1/4"	1/2"				38.1	73
		10A	15A	25A	5/8"	3/4"	1-1/4"		80
		32A	1-1/2"						(90)
B-CR-50A-★	50A	8A	1/4"	1/2"				38.1	73
		10A	15A	25A	5/8"	3/4"	1-1/4"		80
		32A	40A	2"					(90)
B-CR-65A-★	65A	8A	1/4"	1/2"				38.1	73
		10A	15A	25A	5/8"	3/4"	1-1/4"		80
		32A	40A	1-1/2"	2"				(90)
		2-1/2"							(100)
B-CR-80A-★	80A	8A	1/4"	1/2"				50.8	85
		10A	15A	25A	5/8"	3/4"	1-1/4"		92
		32A	40A	1-1/2"	2"				102
		65A	2-1/2"						(110)
B-CR-100A-★	100A	8A	1/4"	1/2"				63.5	98
		10A	15A	25A	5/8"	3/4"	1-1/4"		105
		32A	40A	1-1/2"	2"				115
		65A	80A	3"	4"				125

Tube Size

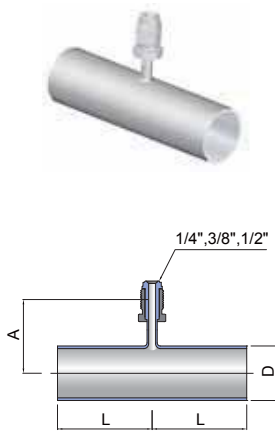
Part No.	Tube O.D.							Dimensions (mm)	
	D	D1						A	L
B-CR-34T-★	3/4"	1/4"	3/8"	8A				19.1	54
		5/8"	10A						60
B-CR-1T-★	1"	1/4"	3/8"	8A				25.4	60
		5/8"	3/4"	15A					67
B-CR-114T-★	1-1/4"	1/4"	3/8"	8A				38.1	73
		5/8"	3/4"	10A	15A	20A			80
B-CR-112T-★	1-1/2"	1/4"	3/8"	8A				38.1	73
		5/8"	3/4"	1-1/4"	10A	15A	25A		80
B-CR-2T-★	2"	1/4"	3/8"	8A				38.1	73
		5/8"	3/4"	1-1/4"	10A	15A	25A		80
		1-1/2"	32A						(90)
B-CR-212T-★	2-1/2"	1/4"	3/8"	8A				38.1	73
		5/8"	3/4"	1-1/4"	10A	15A	25A		80
		1-1/2"	2"	40A	50A				(90)
B-CR-3T-★	3"	1/4"	3/8"	8A				38.1	73
		5/8"	3/4"	1-1/4"	10A	15A	25A		80
		1-1/2"	2"	40A	50A				(90)
		2-1/2"							(95)
B-CR-4T-★	4"	1/4"	3/8"	8A				50.8	98
		5/8"	3/4"	1-1/4"	10A	15A	25A		105
		1-1/2"	2"	40A	50A				115
		2-1/2"	3"	80A					(125)

Joint Tee



Pipe Size (A Size)

Part No.	Pipe O.D. D		Dimensions (mm)		
	A Size	mm	L	Female	Male
				A	A
B-JT-8A-★	8A	13.8	45.0	35.0	45.0
B-JT-10A-★	10A	17.3	52.0	37.0	47.0
B-JT-15A-★	15A	21.7	52.0	39.5	49.5
B-JT-20A-★	20A	27.2	55.0	42.5	52.5
B-JT-25A-★	25A	34.0	59.0	46.5	56.5
B-JT-32A-★	32A	42.7	68.0	51.0	61.0
B-JT-40A-★	40A	48.6	68.0	54.0	64.0
B-JT-50A-★	50A	60.5	68.0	60.0	70.0
B-JT-65A-★	65A	76.3	72.0	68.0	78.0
B-JT-80A-★	80A	89.1	72.0	74.5	84.5
B-JT-100A-★	100A	114.3	72.0	87.0	97.0



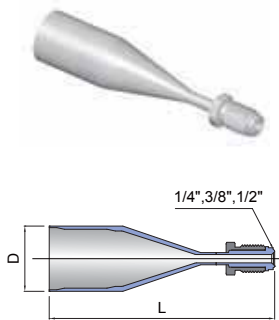
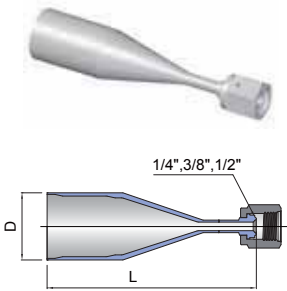
Pipe Size (Inch Size)

Part No.	Pipe O.D. D		Dimensions (mm)		
	Inch Size	mm	L	Female	Male
				A	A
B-JT-14P-★	1/4"	13.8	45.0	35.0	45.0
B-JT-38P-★	3/8"	17.3	52.0	37.0	47.0
B-JT-12P-★	1/2"	21.7	52.0	39.5	49.5
B-JT-34P-★	3/4"	27.2	55.0	42.5	52.5
B-JT-1P-★	1"	34.0	59.0	46.5	56.5
B-JT-114P-★	1-1/4"	42.7	68.0	51.0	61.0
B-JT-112P-★	1-1/2"	48.6	68.0	54.0	64.0
B-JT-2P-★	2"	60.5	68.0	60.0	70.0
B-JT-212P-★	2-1/2"	76.3	72.0	68.0	78.0
B-JT-3P-★	3"	89.1	72.0	74.5	84.5
B-JT-4P-★	4"	114.3	72.0	87.0	97.0

Tube Size (Inch Size)

Part No.	Tube O.D. D		Dimensions (mm)		
	Inch Size	mm	L	Female	Male
				A	A
B-JT-14T-★	1/4"	6.35	43.0	31.5	41.5
B-JT-38T-★	3/8"	9.52	45.0	33.5	43.5
B-JT-12T-★	1/2"	12.70	45.0	35.0	45.0
B-JT-58T-★	5/8"	15.87	52.0	36.5	46.5
B-JT-34T-★	3/4"	19.05	52.0	38.0	48.0
B-JT-1T-★	1"	25.40	55.0	42.0	52.0
B-JT-114T-★	1-1/4"	31.75	59.0	45.5	55.5
B-JT-112T-★	1-1/2"	38.10	68.0	48.0	58.0
B-JT-2T-★	2"	50.80	68.0	55.0	65.0
B-JT-212T-★	2-1/2"	63.50	72.0	61.5	72.5
B-JT-3T-★	3"	76.20	72.0	68.0	78
B-JT-4T-★	4"	101.60	72.0	81.0	91.0

Joint Reducer



Pipe Size (A Size)

Part No.	Pipe O.D. D		Dimensions (mm)	
	A Size	mm	Female	Male
			L	L
B-JR-8A-★	8A	13.8	90.0	100.0
B-JR-10A-★	10A	17.3	100.0	110.0
B-JR-15A-★	15A	21.7	110.0	120.0
B-JR-20A-★	20A	27.2	115.0	125.0
B-JR-25A-★	25A	34.0	130.0	140.0

Pipe Size (Inch Size)

Part No.	Pipe O.D. D		Dimensions (mm)	
	Inch Size	mm	Female	Male
			L	L
B-JR-14P-★	1/4"	13.8	90.0	100.0
B-JR-38P-★	3/8"	17.3	100.0	110.0
B-JR-12P-★	1/2"	21.7	110.0	120.0
B-JR-34P-★	3/4"	27.2	115.0	125.0
B-JR-1P-★	1"	34.0	130.0	140.0

Tube Size (Inch Size)

Part No.	Tube O.D. D		Dimensions (mm)	
	Inch Size	mm	Female	Male
			L	L
B-JR-38T-★	3/8"	9.52	80.0	90.0
B-JR-12T-★	1/2"	12.70	85.0	95.0
B-JR-58T-★	5/8"	15.87	100.0	110.0
B-JR-34T-★	3/4"	19.05	110.0	120.0
B-JR-1T-★	1"	25.40	115.0	125.0

Joint Fittings Ordering Information

Every joint fittings are available with 1/4", 3/8" and 1/2" of VCR Cap or VCR Plug.

Example : B-JR-25A-14CP-

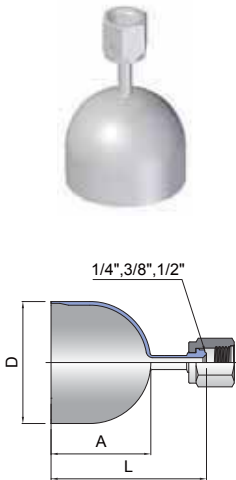
Designator	Joint Type
-14CP	1/4" VCR Female Cap
-38CP	3/8" VCR Female Cap
-12CP	1/2" VCR Female Cap
-14PG	1/4" VCR Male Plug
-38PG	3/8" VCR Male Plug
-12PG	1/2" VCR Male Plug

Multi Header Tee Ordering Information

Part Number – Branches Size and Type – Number of Branches

Example : B-MHT-25A-14T-5-

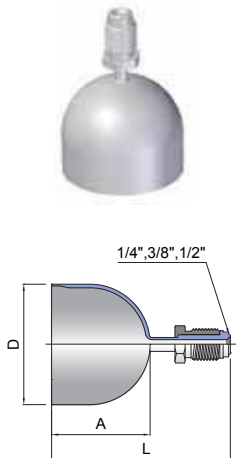
Joint Cap



Pipe Size (A Size)

Part No.	Pipe O.D. D		Dimensions (mm)		
	A Size	mm	A	Female	Male
				L	L
B-JC-10A-★	10A	17.3	19.1	48.0	58.0
B-JC-15A-★	15A	21.7	25.4	55.0	65.0
B-JC-20A-★	20A	27.2	25.4	55.0	65.0
B-JC-25A-★	25A	34.0	38.1	68.0	78.0
B-JC-32A-★	32A	42.7	38.1	68.0	78.0
B-JC-40A-★	40A	48.6	38.1	68.0	78.0
B-JC-50A-★	50A	60.5	38.1	68.0	78.0
B-JC-65A-★	65A	76.3	38.1	68.0	78.0
B-JC-80A-★	80A	89.1	50.8	81.0	91
B-JC-100A-★	100A	114.3	63.5	94.0	104.0

Pipe Size (Inch Size)

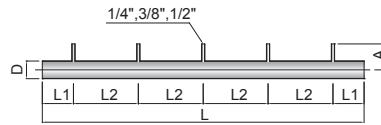


Part No.	Pipe O.D. D		Dimensions (mm)		
	Inch Size	mm	A	Female	Male
				L	L
B-JC-38P-★	3/8"	17.3	19.1	48.0	58.0
B-JC-12P-★	1/2"	21.7	25.4	55.0	65.0
B-JC-34P-★	3/4"	27.2	25.4	55.0	65.0
B-JC-1P-★	1"	34.0	38.1	68.0	78.0
B-JC-114P-★	1-1/4"	42.7	38.1	68.0	78.0
B-JC-112P-★	1-1/2"	48.6	38.1	68.0	78.0
B-JC-2P-★	2"	60.5	38.1	68.0	78.0
B-JC-212P-★	2-1/2"	76.3	38.1	68.0	78.0
B-JC-3P-★	3"	89.1	50.8	81	91
B-JC-4P-★	4"	114.3	63.5	94.0	104.0

Tube Size (Inch Size)

Part No.	Tube O.D. D		Dimensions (mm)		
	Inch Size	mm	A	Female	Male
				L	L
B-JC-34T-★	3/4"	19.05	19.1	48.0	58.0
B-JC-1T-★	1"	25.40	25.4	55.0	65.0
B-JC-114T-★	1-1/4"	31.75	38.1	68.0	78.0
B-JC-112T-★	1-1/2"	38.10	38.1	68.0	78.0
B-JC-2T-★	2"	50.80	38.1	68.0	78.0
B-JC-212T-★	2-1/2"	63.50	38.1	68.0	78.0
B-JC-3T-★	3"	76.20	38.1	68.0	78.0
B-JC-4T-★	4"	101.60	63.5	94.0	104.0

Multi Header Tee



Pipe Size (A Size)

Part No.	Pipe O.D. D		Dimensions (mm)							
	A Size	mm	L				L1	L2	Tube-End	Female
			Number of Branches							
			2	3	4	5			A	
B-MHT-10A-★	10A	17.3	245.0	370.0	495.0	620.0	60.0	125.0	44.0	37.0
B-MHT-10A-★	10A	17.3							44.0	37.0
B-MHT-15A-★	15A	21.7							44.0	39.5
B-MHT-20A-★	20A	27.2							47.0	42.5
B-MHT-25A-★	25A	34.0							50.0	46.5
B-MHT-32A-★	32A	42.7							54.0	51.0
B-MHT-40A-★	40A	48.6							57.0	54.0
B-MHT-50A-★	50A	60.5							63.0	60.0
B-MHT-65A-★	65A	76.3	285.0	430.0	575.0	720.0	70.0	145.0	71.0	68.0
B-MHT-80A-★	80A	89.1							77.0	74.5
B-MHT-100A-★	100A	114.3							90.0	87.0

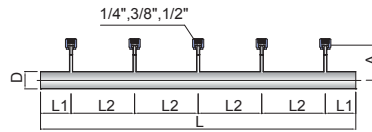
Pipe Size (Inch Size)

Part No.	Pipe O.D. D		Dimensions (mm)							
	Inch Size	mm	L				L1	L2	Tube-End	Female
			Number of Branches							
			2	3	4	5			A	
B-MHT-14P-★	1/4"	13.8	245.0	370.0	495.0	620.0	60.0	125.0	44.0	37.0
B-MHT-38P-★	3/8"	17.3							44.0	37.0
B-MHT-12P-★	1/2"	21.7							44.0	39.5
B-MHT-34P-★	3/4"	27.2							47.0	42.5
B-MHT-1P-★	1"	34.0							50.0	46.5
B-MHT-114P-★	1-1/4"	42.7							54.0	51.0
B-MHT112P-★	1-1/2"	48.6							57.0	54.0
B-MHT-2P-★	2"	60.5							63.0	60.0
B-MHT-212P-★	2-1/2"	76.3	285.0	430.0	575.0	720.0	70.0	145.0	71.0	68.0
B-MHT-3P-★	3"	89.1							77.0	74.5
B-MHT-4P-★	4"	114.3							90.0	87.0

Tube Size (Inch Size)

Part No.	Tube O.D. D		Dimensions (mm)							
	Inch Size	mm	L				L1	L2	Tube-End	Female
			Number of Branches							
			2	3	4	5			A	
B-MHT-14T-★	1/4"	6.35	304.8	457.2	609.6	762.0	76.2	152.4	35.0	31.5
B-MHT-38T-★	3/8"	9.52							37.0	33.5
B-MHT-12T-★	1/2"	12.70							39.0	35.0
B-MHT-58T-★	5/8"	15.87							44.0	36.5
B-MHT-34T-★	3/4"	19.05							44.0	38.0
B-MHT-1T-★	1"	25.40							47.0	42.0
B-MHT-114T-★	1-1/4"	31.75							50.0	45.5
B-MHT-112T-★	1-1/2"	38.10							54.0	48.0
B-MHT-2T-★	2"	50.80							57.0	55.0
B-MHT-212T-★	2-1/2"	63.50							63.0	61.5
B-MHT-3T-★	3"	76.20							71.0	68.0
B-MHT-4T-★	4"	101.60							87.0	81.0

Multi Header Joint Tee



Pipe Size (A Size)

Part No.	Pipe O.D. D		Dimensions (mm)							
	A Size	mm	L				L1	L2	Tube-End A	Female
			Number of Branches							
			2	3	4	5				
B-MHJ-10A-★	10A	17.3	245.0	370.0	495.0	620.0	60.0	125.0	44.0	37.0
B-MHJ-10A-★	10A	17.3							44.0	37.0
B-MHJ-15A-★	15A	21.7							44.0	39.5
B-MHJ-20A-★	20A	27.2							47.0	42.5
B-MHJ-25A-★	25A	34.0							50.0	46.5
B-MHJ-32A-★	32A	42.7							54.0	51.0
B-MHJ-40A-★	40A	48.6							57.0	54.0
B-MHJ-50A-★	50A	60.5	285.0	430.0	575.0	720.0	70.0	145.0	63.0	60.0
B-MHJ-65A-★	65A	76.3							71.0	68.0
B-MHJ-80A-★	80A	89.1							77.0	74.5
B-MHJ-100A-★	100A	114.3							90.0	87.0

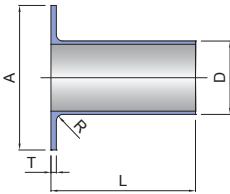
Pipe Size (Inch Size)

Part No.	Pipe O.D. D		Dimensions (mm)							
	Inch Size	mm	L				L1	L2	Tube-End A	Female
			Number of Branches							
			2	3	4	5				
B-MHJ-14P-★	1/4"	13.8	245.0	370.0	495.0	620.0	60.0	125.0	44.0	37.0
B-MHJ-38P-★	3/8"	17.3							44.0	37.0
B-MHJ-12P-★	1/2"	21.7							44.0	39.5
B-MHJ-34P-★	3/4"	27.2							47.0	42.5
B-MHJ-1P-★	1"	34.0							50.0	46.5
B-MHJ-114P-★	1-1/4"	42.7							54.0	51.0
B-MHJ-112P-★	1-1/2"	48.6							57.0	54.0
B-MHJ-2P-★	2"	60.5	285.0	430.0	575.0	720.0	70.0	145.0	63.0	60.0
B-MHJ-212P-★	2-1/2"	76.3							71.0	68.0
B-MHJ-3P-★	3"	89.1							77.0	74.5
B-MHJ-4P-★	4"	114.3							90.0	87.0

Tube Size (Inch Size)

Part No.	Tube O.D. D		Dimensions (mm)							
	Inch Size	mm	L				L1	L2	Tube-End A	Female
			Number of Branches							
			2	3	4	5				
B-MHJ-14T-★	1/4"	6.35	304.8	457.2	609.6	762.0	76.2	152.4	35.0	31.5
B-MHJ-38T-★	3/8"	9.52							37.0	33.5
B-MHJ-12T-★	1/2"	12.70							39.0	35.0
B-MHJ-58T-★	5/8"	15.87							44.0	36.5
B-MHJ-34T-★	3/4"	19.05							44.0	38.0
B-MHJ-1T-★	1"	25.40							47.0	42.0
B-MHJ-114T-★	1-1/4"	31.75							50.0	45.5
B-MHJ-112T-★	1-1/2"	38.10							54.0	48.0
B-MHJ-2T-★	2"	50.80							57.0	55.0
B-MHJ-212T-★	2-1/2"	63.50							63.0	61.5
B-MHJ-3T-★	3"	76.20							71.0	68.0
B-MHJ-4T-★	4"	101.60							87.0	81.0

Lab Joint Flange



Pipe Size (A Size)

Part No.	Pipe O.D. D		Dimensions (mm)				
	A Size	mm	L	JIS 10K	JIS 5K	R	T
				A			
B-FL-10A	10A	17.3	55.0	46.0	39.0	3.0	2.5
B-FL-15A	15A	21.7	55.0	51.0	44.0	3.0	2.5
B-FL-20A	20A	27.2	55.0	56.0	49.0	3.0	2.5
B-FL-25A	25A	34.0	55.0	67.0	59.0	3.0	2.5
B-FL-32A	32A	42.7	70.0	76.0	70.0	3.0	2.5
B-FL-40A	40A	48.6	70.0	81.0	75.0	3.0	2.5
B-FL-50A	50A	60.5	70.0	96.0	85.0	4.0	2.5
B-FL-65A	65A	76.3	75.0	116.0	110.0	4.0	2.5
B-FL-80A	80A	89.1	75.0	126.0	121.0	5.0	2.5
B-FL-100A	100A	114.3	75.0	151.0	141.0	5.0	2.5

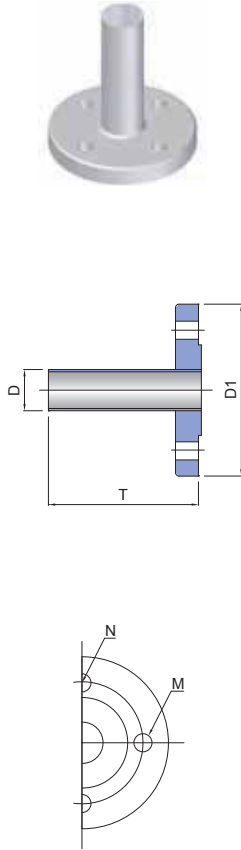
Pipe Size (Inch Size)

Part No.	Pipe O.D. D		Dimensions (mm)				
	Inch Size	mm	L	JIS 10K	JIS 5K	R	T
				A			
B-FL-38P	3/8"	17.3	55.0	46.0	39.0	3.0	2.5
B-FL-12P	1/2"	21.7	55.0	51.0	44.0	3.0	2.5
B-FL-34P	3/4"	27.2	55.0	56.0	49.0	3.0	2.5
B-FL-1P	1"	34.0	55.0	67.0	59.0	3.0	2.5
B-FL-114P	1-1/4"	42.7	70.0	76.0	70.0	3.0	2.5
B-FL-112P	1-1/2"	48.6	70.0	81.0	75.0	3.0	2.5
B-FL-2P	2"	60.5	70.0	96.0	85.0	4.0	2.5
B-FL-212P	2-1/2"	76.3	75.0	116.0	110.0	4.0	2.5
B-FL-3P	3"	89.1	75.0	126.0	121.0	5.0	2.5
B-FL-4P	4"	114.3	75.0	151.0	141.0	5.0	2.5

Tube Size (Inch Size)

Part No.	Tube O.D. D		Dimensions (mm)			
	Inch Size	mm	L	A	R	T
B-FL-34T	3/4"	19.05	55.0	51.0	3.0	2.5
B-FL-1T	1"	25.40	55.0	56.0	3.0	2.5
B-FL-114T	1-1/4"	31.75	55.0	67.0	3.0	2.5
B-FL-112T	1-1/2"	38.10	70.0	76.0	3.0	2.5
B-FL-2T	2"	50.80	70.0	81.0	3.0	2.5
B-FL-212T	2-1/2"	63.50	70.0	96.0	4.0	2.5
B-FL-3T	3"	76.20	75.0	116.0	4.0	2.5
B-FL-4T	4"	101.60	75.0	136.0	5.0	2.5

Pipe Flange



Pipe Size (A Size)

Part No.	Pipe O.D. D		Dimensions (mm)			
	A Size	mm	D1	T	N	M
B-FP-10A	10A	17.3	90.0	100.0	4.0	M12
B-FP-15A	15A	21.7	95.0	100.0	4.0	M12
B-FP-20A	20A	27.2	100.0	100.0	4.0	M12
B-FP-25A	25A	34.0	125.0	100.0	4.0	M16
B-FP-32A	32A	42.7	135.0	100.0	4.0	M16
B-FP-40A	40A	48.6	140.0	100.0	4.0	M16
B-FP-50A	50A	60.5	155.0	100.0	4.0	M16
B-FP-65A	65A	76.3	175.0	100.0	4.0	M16
B-FP-80A	80A	89.1	185.0	100.0	8.0	M16
B-FP-100A	100A	114.3	210.0	100.0	8.0	M16

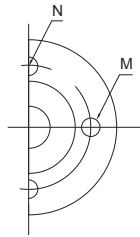
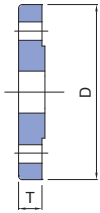
Pipe Size (Inch Size)

Part No.	Pipe O.D. D		Dimensions (mm)			
	Inch Size	mm	D1	T	N	M
B-FP-38P	3/8"	17.3	90.0	100.0	4.0	M12
B-FP-12P	1/2"	21.7	95.0	100.0	4.0	M12
B-FP-34P	3/4"	27.2	100.0	100.0	4.0	M12
B-FP-1P	1"	34.0	125.0	100.0	4.0	M16
B-FP-114P	1-1/4"	42.7	135.0	100.0	4.0	M16
B-FP-112P	1-1/2"	48.6	140.0	100.0	4.0	M16
B-FP-2P	2"	60.5	155.0	100.0	4.0	M16
B-FP-212P	2-1/2"	76.3	175.0	100.0	4.0	M16
B-FP-3P	3"	89.1	185.0	100.0	8.0	M16
B-FP-4P	4"	114.3	210.0	100.0	8.0	M16

Tube Size (Inch Size)

Part No.	Tube O.D. D		Dimensions (mm)			
	Inch Size	mm	D1	T	N	M
B-FP-34T	3/4"	19.05	95.0	100.0	4.0	M12
B-FP-1T	1"	25.40	100.0	100.0	4.0	M12
B-FP-114T	1-1/4"	31.75	125.0	100.0	4.0	M16
B-FP-112T	1-1/2"	38.10	135.0	100.0	4.0	M16
B-FP-2T	2"	50.80	140.0	100.0	4.0	M16
B-FP-212T	2-1/2"	63.50	155.0	100.0	4.0	M16
B-FP-3T	3"	76.20	175.0	100.0	4.0	M16
B-FP-4T	4"	101.60	195.0	100.0	8.0	M16

JIS RF FLANGE



Pipe Size (A Size)

Part No.	Pipe O.D. D			Dimensions (mm)					
	A Size (JIS)	10K	5K	10K			5K		
		mm	mm	N	M	T	N	M	T
B-FJR-10A-★	10A	90	75	4	M12	12.0	4	M10	9.0
B-FJR-15A-★	15A	95	80	4	M12	12.0	4	M10	9.0
B-FJR-20A-★	20A	100	85	4	M12	14.0	4	M10	10.0
B-FJR-25A-★	25A	125	95	4	M16	14.0	4	M10	10.0
B-FJR-32A-★	32A	135	115	4	M16	16.0	4	M12	12.0
B-FJR-40A-★	40A	140	120	4	M16	16.0	4	M12	12.0
B-FJR-50A-★	50A	155	130	4	M16	16.0	4	M12	14.0
B-FJR-65A-★	65A	175	155	4	M16	18.0	4	M12	14.0
B-FJR-80A-★	80A	185	180	8	M16	18.0	4	M16	16.0
B-FJR-100A-★	100A	210	200	8	M16	18.0	8	M16	16.0

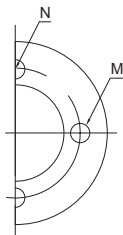
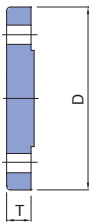
Pipe Size (Inch Size)

Part No.	Pipe O.D. D			Dimensions (mm)					
	Inch Size (JIS)	10K	5K	10K			5K		
		mm	mm	N	M	T	N	M	T
B-FJR-38P-★	3/8"	90	75	4	M12	12.0	4	M10	9.0
B-FJR-12P-★	1/2"	95	80	4	M12	12.0	4	M10	9.0
B-FJR-34P-★	3/4"	100	85	4	M12	14.0	4	M10	10.0
B-FJR-1P-★	1"	125	95	4	M16	14.0	4	M10	10.0
B-FJR-114P-★	1-1/4"	135	115	4	M16	16.0	4	M12	12.0
B-FJR-112P-★	1-1/2"	140	120	4	M16	16.0	4	M12	12.0
B-FJR-2P-★	2"	155	130	4	M16	16.0	4	M12	14.0
B-FJR-212P-★	2-1/2"	175	155	4	M16	18.0	4	M12	14.0
B-FJR-3P-★	3"	185	180	8	M16	18.0	4	M16	16.0
B-FJR-4P-★	4"	210	200	8	M16	18.0	8	M16	16.0

Tube Size (Inch Size)

Part No.	Tube O.D. D		Dimensions (mm)		
	Inch	mm	N	M	T
B-FJR-34T-★	3/4"	95	4	M12	12.0
B-FJR-1T-★	1"	100	4	M12	14.0
B-FJR-114T-★	1-1/4"	125	4	M16	14.0
B-FJR-112T-★	1-1/2"	135	4	M16	16.0
B-FJR-2T-★	2"	140	4	M16	16.0
B-FJR-212T-★	2-1/2"	155	4	M16	16.0
B-FJR-3T-★	3"	175	4	M16	18.0
B-FJR-4T-★	4"	195	8	M16	18.0

JIS Blind Flange



Pipe Size (A Size)

Part No.	Pipe O.D. D			Dimensions (mm)					
	A Size (JIS)	10K	5K	10K			5K		
		mm	mm	N	M	T	N	M	T
B-FJB-10A-★	10A	90	75	4	M12	12.0	4	M10	9.0
B-FJB-15A-★	15A	95	80	4	M12	12.0	4	M10	9.0
B-FJB-20A-★	20A	100	85	4	M12	14.0	4	M10	10.0
B-FJB-25A-★	25A	125	95	4	M16	14.0	4	M10	10.0
B-FJB-32A-★	32A	135	115	4	M16	16.0	4	M12	12.0
B-FJB-40A-★	40A	140	120	4	M16	16.0	4	M12	12.0
B-FJB-50A-★	50A	155	130	4	M16	16.0	4	M12	14.0
B-FJB-65A-★	65A	175	155	4	M16	18.0	4	M12	14.0
B-FJB-80A-★	80A	185	180	8	M16	18.0	4	M16	16.0
B-FJRB-100A-★	100A	210	200	8	M16	18.0	8	M16	16.0

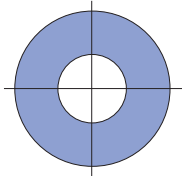
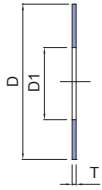
Pipe Size (Inch Size)

Part No.	Pipe O.D. D			Dimensions (mm)					
	Inch Size (JIS)	10K	5K	10K			5K		
		mm	mm	N	M	T	N	M	T
B-FJB-38P-★	3/8"	90	75	4	M12	12.0	4	M10	9.0
B-FJB-12P-★	1/2"	95	80	4	M12	12.0	4	M10	9.0
B-FJB-34P-★	3/4"	100	85	4	M12	14.0	4	M10	10.0
B-FJB-1P-★	1"	125	95	4	M16	14.0	4	M10	10.0
B-FJB-114P-★	1-1/4"	135	115	4	M16	16.0	4	M12	12.0
B-FJB-112P-★	1-1/2"	140	120	4	M16	16.0	4	M12	12.0
B-FJB-2P-★	2"	155	130	4	M16	16.0	4	M12	14.0
B-FJB-212P-★	2-1/2"	175	155	4	M16	18.0	4	M12	14.0
B-FJB-3P-★	3"	185	180	8	M16	18.0	4	M16	16.0
B-FJB-4P-★	4"	210	200	8	M16	18.0	8	M16	16.0

Tube Size (Inch Size)

Part No.	Tube O.D. D		Dimensions (mm)		
	Inch Size	mm	N	M	T
B-FJB-34T-★	3/4"	95	4	M12	12.0
B-FJB-1T-★	1"	100	4	M12	14.0
B-FJB-114T-★	1-1/4"	125	4	M16	14.0
B-FJB-112T-★	1-1/2"	135	4	M16	16.0
B-FJB-2T-★	2"	140	4	M16	16.0
B-FJB-212T-★	2-1/2"	155	4	M16	16.0
B-FJB-3T-★	3"	175	4	M16	18.0
B-FJB-4T-★	4"	195	8	M16	18.0

JIS Flange Gasket - PTFE



JIS Flange Ordering Information

Part Number-Pressure Rating-
Example: B-FJG-32A-10K-

Pipe Size (A Size)

Part No.	Pipe O.D. D			Dimensions (mm)			
	A Size (JIS)	10K	5K	10K		5K	
		mm	mm	D1	T	D1	T
B-FJG-10A-★	10A	53	45	18	2.0	18	2.0
B-FJG-15A-★	15A	58	50	22	2.0	22	2.0
B-FJG-20A-★	20A	63	55	28	2.0	28	2.0
B-FJG-25A-★	25A	74	65	25	2.0	25	2.0
B-FJG-32A-★	32A	84	78	43	2.0	43	2.0
B-FJG-40A-★	40A	89	83	49	2.0	49	2.0
B-FJG-50A-★	50A	104	93	61	2.0	61	2.0
B-FJG-65A-★	65A	124	118	77	2.0	77	2.0
B-FJG-80A-★	80A	134	129	90	2.0	90	2.0
B-FJG-100A-★	100A	159	149	115	2.0	115	2.0

Pipe Size (Inch Size)

Part No.	Pipe O.D. D			Dimensions (mm)			
	Inch Size (JIS)	10K	5K	10K		5K	
		mm	mm	D1	T	D1	T
B-FJG-38P-★	3/8"	53	45	18	2.0	18	2.0
B-FJG-12P-★	1/2"	58	50	22	2.0	22	2.0
B-FJG-34P-★	3/4"	63	55	28	2.0	28	2.0
B-FJG-1P-★	1"	74	65	25	2.0	25	2.0
B-FJG-114P-★	1-1/4"	84	78	43	2.0	43	2.0
B-FJG-112P-★	1-1/2"	89	83	49	2.0	49	2.0
B-FJG-2P-★	2"	104	93	61	2.0	61	2.0
B-FJG-212P-★	2-1/2"	124	118	77	2.0	77	2.0
B-FJG-3P-★	3"	134	129	90	2.0	90	2.0
B-FJG-4P-★	4"	159	149	115	2.0	115	2.0

JIS Flange Gasket - PTFE

Tube Size (Inch Size)

Part No.	Tube O.D. D		Dimensions (mm)	
	Inch Size	mm	D1	T
B-FJG-34T-★	3/4"	58	19.5	2.0
B-FJG-1T-★	1"	63	26.0	2.0
B-FJG-114T-★	1-1/4"	74	32.5	2.0
B-FJG-112T-★	1-1/2"	84	38.5	2.0
B-FJG-2T-★	2"	89	51.5	2.0
B-FJG-212T-★	2-1/2"	104	64.0	2.0
B-FJG-3T-★	3"	124	77.0	2.0
B-FJG-4T-★	4"	144	102.5	2.0



Rm No. 420, Dongmoon Tower 2, 358-25, Hosu-Ro, Ilsandong-Gu,
Goyang-City, Kyounggi, Korea Tel : +82-31-901-3381
Fax : +82-31-904-3383

Room 707, CanHong Building No1079 # Wuzhong Rd,Minhang
District,Shanghai,China
Tel : +86-21-6465 1186 / 6465 1180 Fax: +86-21-6465 1055